

## Gaining access to FuturesNHS and Profile Settings – South-West Dental Network

You can self-register for the South-West Dental Network workspace [here](#) with your NHS email address, you will then have access to all the resources on the page.

Please see below for step-by-step instructions on how you can register.

**If you already have a FutureNHS account, please log in using the link provided below:**

[FutureNHS Collaboration Platform - FutureNHS Collaboration Platform](#)

1. Please enter your email address and password

### Existing Users - Log in

---

Email \*

Password \*

[Log in](#)

[I forgot my password](#)

---

Or log in with these services

[Log In with @nhs.net](#)

[Log In with NHS England Apps](#)

2. On the search bar at the top of the screen, please enter South-West Dental Network



If you **DO NOT** have a NHSFutures account, please log in using the link below:

[FutureNHS Collaboration Platform - FutureNHS Collaboration Platform](#)

1. Please enter details to register for an account.

## Need an Account?

Your work email

*Your email*

Join for free

Having trouble registering?

[Read our support page.](#)

### Why FutureNHS?

- Connect with peers across health and care
- Share professional knowledge
- Learn from over 3500 workspace communities
- Safe and secure platform with trusted support

2. Once you have provided a suitable email address you will receive the following message and asked to provide a memorable password

## Register

**IMPORTANT:** If you are not able to self-register you will need an invitation directly from one of the platform's workspace managers. If you are unsure of workspace manager's contact details, please let us know the workspace name or specific interest area you are looking to join by emailing us on [support@futurenhs.zendesk.com](mailto:support@futurenhs.zendesk.com), and we will send you the relevant workspace manager's email so that you can contact them to request to join their workspace. They will then review your request and can issue you an invitation to their workspace.

3. You will be asked several questions which you will need to answer and 'click' **join**
4. Once approved by admin, you will be a member of NHSFutures

## Searching for a workspace

- 1 On the search bar at the top of the screen, please enter South-West Dental Network



3. Once you have located South-West Dental Network, complete the following questions

## Join Workspace

By joining this workspace, it will stay in your "My Workspaces" list for easy access, and you can receive notifications about new and updated content

**Email Notifications**

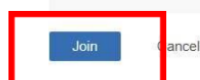
When should we notify you about new activity in this workspace?

Send me an immediate email:

- ☒ about the main changes and content I subscribe to
- ☐ about the main changes
- ☐ about content I subscribe to
- ☐ never

Send me a summary email:

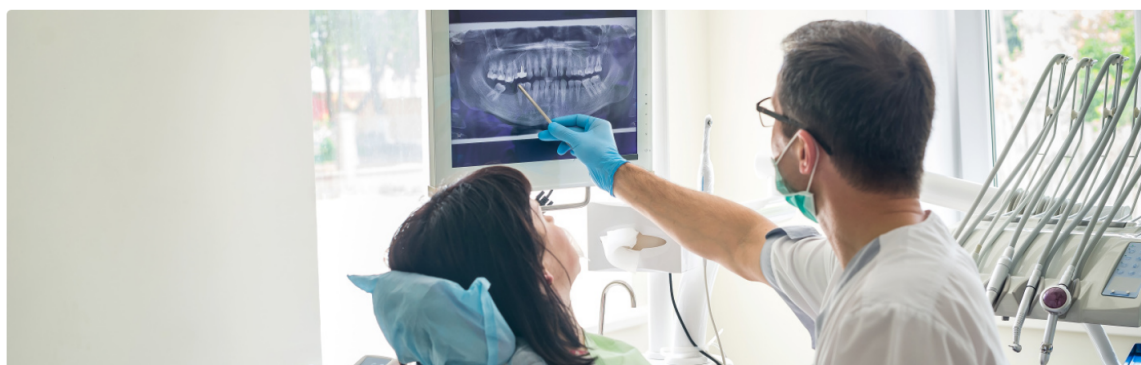
- ☒ weekly
- ☐ daily
- ☐ never



4. If you are following the steps above and encounter any problems or issues, please contact us and we will try to support in any way we can

## South West Dental Network

Create a new item



5. Once your membership has been approved you will have access to lots of informative dental resources



### Dental News Items

Access the latest news reports, articles and posts about NHS Dentistry



### South West Professional Standards

The NHS England South West Regional Professional Standards Team manage the performance, conduct and capability of NHS primary care practitioners (GPs, dentists and optometrists), and the appraisal and revalidation of GPs working in the South West. This function includes the maintenance of the National Performer Lists (Medical, Dental and Ophthalmic), and consideration of applications to these lists.



### South West Dental Clinical Networks



### South West Dental Reform



### Referral Guidance and Forms



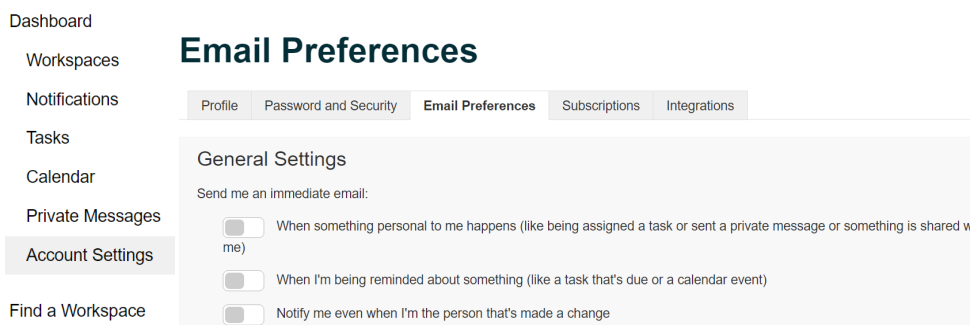
### Resources



### Events

## Changing your Email Preferences

- To change your email preferences visit drop down menu on left hand side of screen and select Account Settings



- When you select Email Preferences you can select to turn off notifications. This will mean you will NOT receive emails regarding messages, reminders, and / or changes.

