

# Clinical Audit

A brief overview

Please write any questions in the chat bar



# MALCOLM PRIDEAUX

- Associate Dean
- Assoc. Lecturer at PDS.



# Aims and Objectives



## Aim:



To provide an insight into Clinical Audit within a primary care general practice setting



## Objectives:



Enable Clinicians to select a suitable topic to audit.



Understand the process and stages of a clinical audit.



Be able to present a completed audit to colleagues

# What is Clinical Audit?

- **The NHS Definition**
- “Clinical audit is the systematic, critical analysis of the quality of dental care, including the procedures and processes used for diagnosis, intervention and treatment, the use of resources and the resulting outcome and quality of life as assessed by both professionals and patients .”
- The expected outcome is improved service and care for patients.
- **What does that mean?**

# Clinical Audit is mandatory in the NHS

- You must use audit as part of your clinical governance procedures
- Your practice will be doing Clinical Audit
- You should involve the practice team in your audits where possible
- Your Mentor should be able to help you with your audit and should check your audit conclusions
- You will be asked for evidence of your clinical audits.

# What sort of things can I audit?

- Structural things like the premises, its facilities, or equipment.
- Processes that are carried out like the administrative systems in place, opening hours, techniques for carrying these things out.
- Outcomes of treatments by measuring successes and failures
- Almost anything!



How do I carry out an Audit?



What types of  
audit are there?

---

A retrospective  
audit

---

A prospective  
audit

---

A survey to  
analyse



What things can you think of that you could audit?

---

Write down a topic in the chat bar

---

We will discuss the first 5 or 6 topics that are suggested.

# Here is my list

Patient waiting times	Completion of FP17 and PR forms	Perio classifications recorded
MH updating	Antibiotic prescribing	Waste management/ green audit/AGPs
Perio charting	DNAs	Risk assessments/Disability access
	Radiographs	



So, how are we going to carry out our audit?



## The Preparation



Agree with your Mentor the topic you are going to audit



Decide what should be happening in an ideal situation



Think about the definitions of the quality that should be achieved



Ask yourself, how you would measure them.




Will the result help to improve the environment and quality of care in the practice?



When you are clear about this, move on to the next step of the cycle



# Set your Standard

- An empirical benchmark by which to measure our results
  - Define number of categories
  - E.g.: excellent, acceptable, unacceptable
  - Define what % of your audit you would like to see in each category
  - E.g.: 75%excellent, 15%acceptable, 10% unacceptable
  - This is your standard, not anyone else's standard but use other similar audits and information to inform and guide you.
  - Consider the new FGDP radiograph standard as a guide for example?
- 

Choose  
your  
method

---

How will I measure this?

---

What type of audit will work best?

---

Prospective

---

Retrospective

---

Survey

---

Please note a complete audit cycle involves 2 data collection episodes with outcomes.



# Plan your Audit

- Audit type should have been agreed.
- How will the data be gathered -
- data collection sheets
- completed questionnaires
- Sample size
- Who will collect the data – nurse, receptionist
- Plan time to write up end of audit report
- Keep It Simple



Collect your  
data

- Have realistic time-frame to complete project
- Analyse data
- Review results with standards
- Discuss the results with your Mentor



# Implementing changes

- You have observed what is happening in your practice.
- You have compared your results with the standards set.
- This helps you to identify strengths & weaknesses
- Agree any changes you might want to make with your Mentor
- Implement change to working practice







## At Completion of the Full Cycle

- 
- Analyse data – spreadsheet, charts, etc.
- Write end of project report
- Keep a record and share the information with the practice.



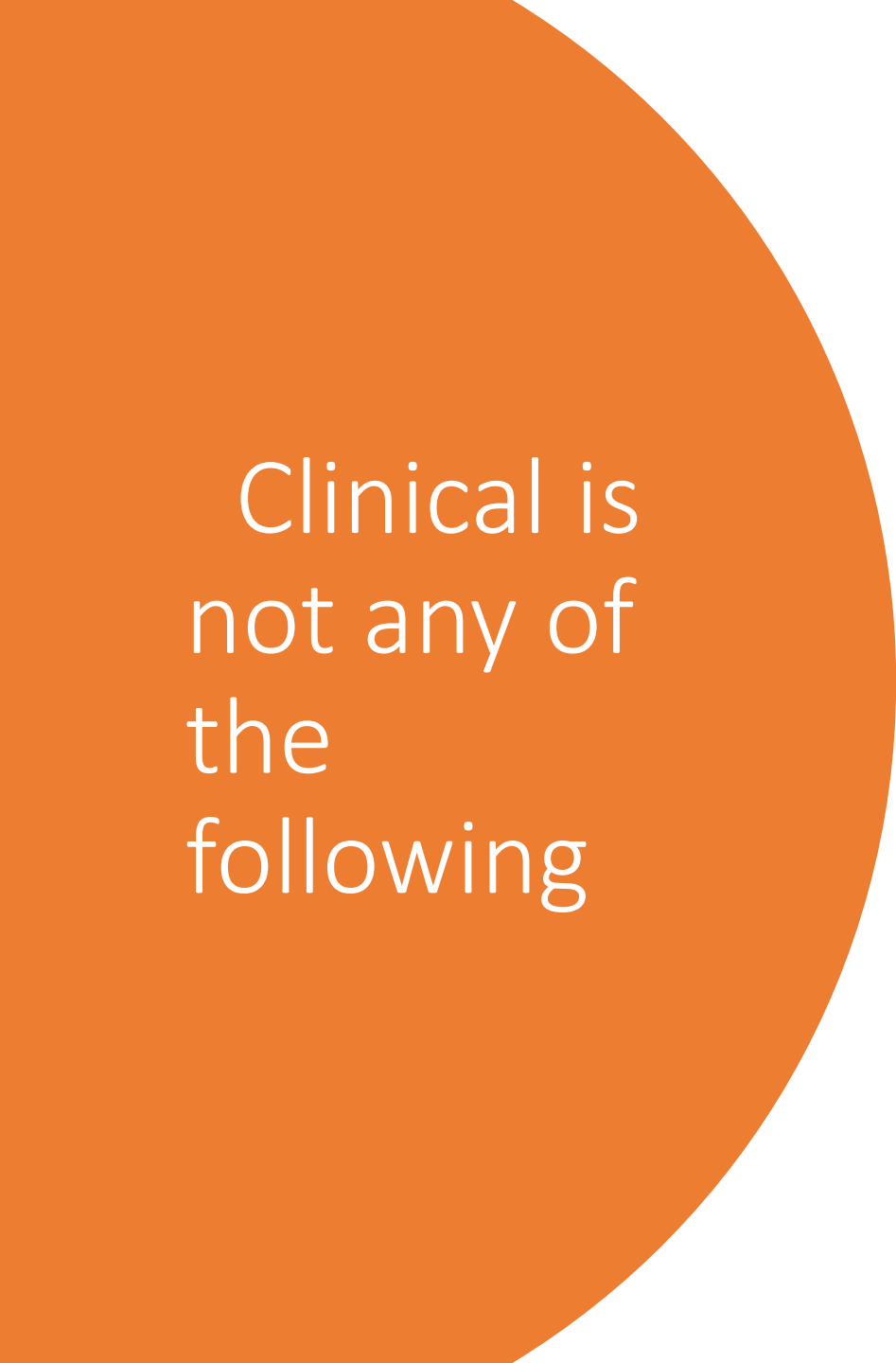
Use  
reference  
material that  
is available.

- ▣ LDCs
  - ▣ FGDP
  - ▣ NRPB guidelines
  - ▣ CQC
  - ▣ BDA library
  - ▣ Previous audits ,  
templates for audits and  
cookbook audits
- 



## Consider the Timescale of your audit

- Estimate how long each stage of the process will take.
- Will you have time to collect sufficient data?
- Discuss 1st audit results & implement changes.
- Allow time to write up results.



Clinical is  
not any of  
the  
following

---

Rocket science

---

---

A research project

---

---

An exercise in statistics

---

---

A soapbox platform

---

---

Particularly onerous

---

# Clinical Audit could be.....

interesting & enlightening exercise for the whole practice

An interesting & enlightening exercise for the whole practice


An effective way of improving your practicing methods

Worthwhile for the practice and its patients

You do not need to make it a chore!



Do you think  
you can  
design your  
own audit?

- 
- Questions from the chat bar?
  - Link to Devon LDC website:
  - <https://devonldc.org/clinical-audits/>